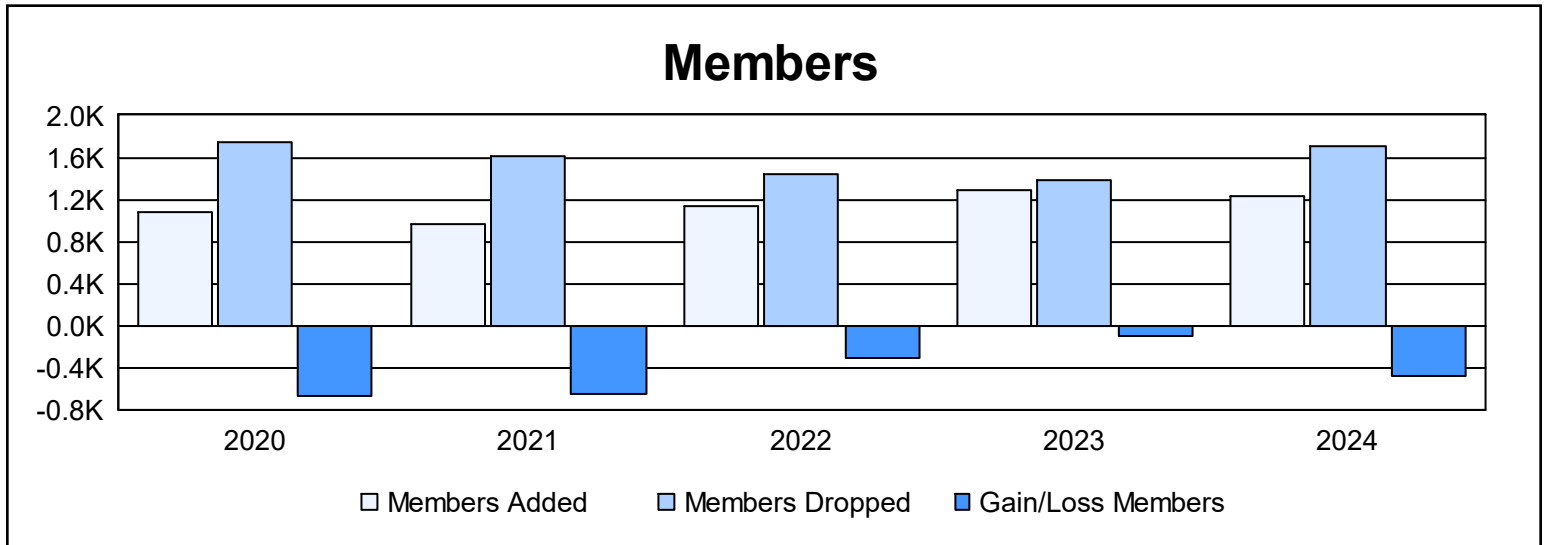
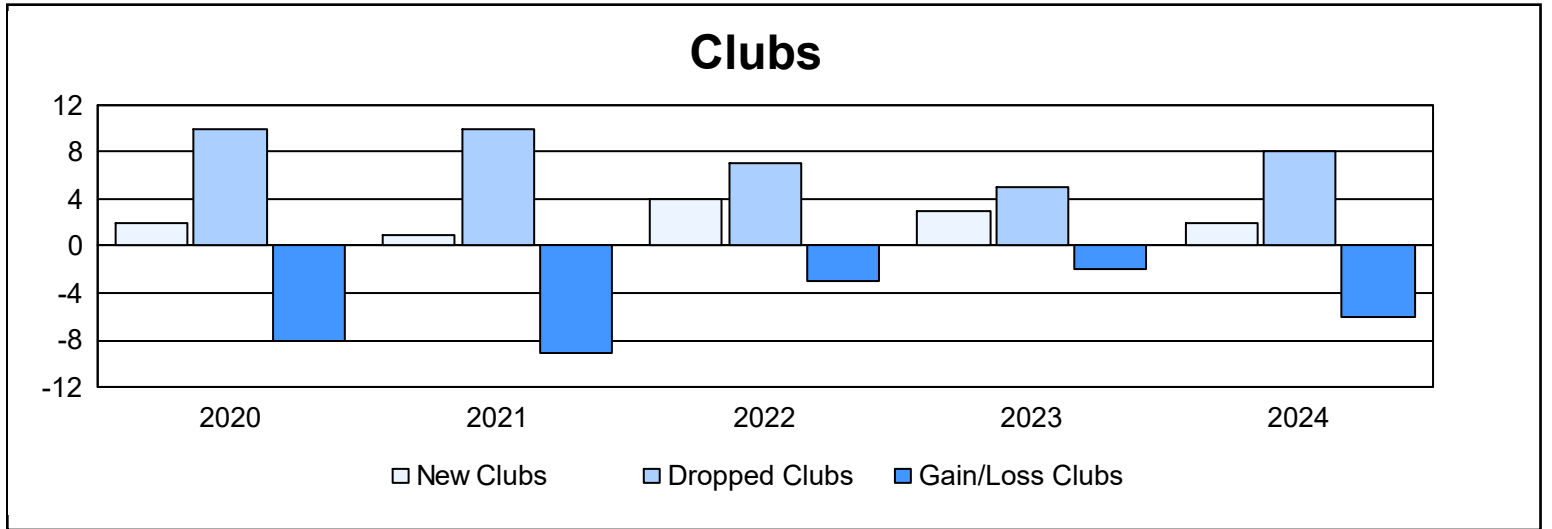
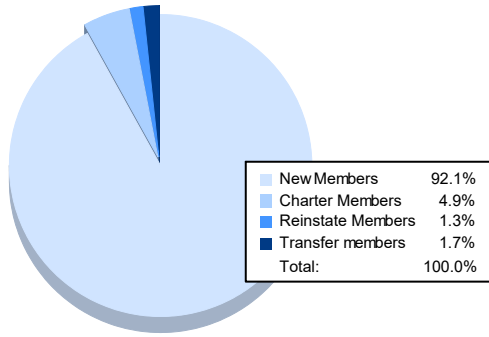


Year	New Clubs	Dropped Clubs	Gain/ Loss Clubs	New Members	Charter Members	Reinstate Members	Transfer Members	Total Member Added	Total Members Dropped	Gain/ Loss Members
2019-2020	2	10	-8	964	63	29	17	1,073	1,735	-662
2020-2021	1	10	-9	883	30	19	27	959	1,613	-654
2021-2022	4	7	-3	948	120	31	36	1,135	1,436	-301
2022-2023	3	5	-2	1,149	78	26	25	1,278	1,381	-103
2023-2024	2	8	-6	1,138	61	16	21	1,236	1,708	-472
<b>Average</b>	<b>2</b>	<b>8</b>	<b>-6</b>	<b>1,016</b>	<b>70</b>	<b>24</b>	<b>25</b>	<b>1,136</b>	<b>1,575</b>	<b>-438</b>



### Membership Composition June 2024 Cumulative



### Gender Composition June 2024 Cumulative

